



Short Panel design with Stockton DecraTrim in True White

When it comes to ultimate protection, the Olympus stands tall. With triple-layer construction and superior insulation R-value of 19.40*, these durable low-maintenance doors give you the ultimate in quiet operation and energy efficiency.



Long Panel design with Waterford DecraTrim in Almond

Short Panel with Sunray DecraTrim (SP27)



Long Panel with Moonlite DecraTrim (LP24)



Short Panel with Heartland DecraGlass (SP70)



Short Panel with Stockton DecraTrim (SP20)

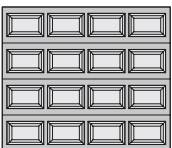


Long Panel with Prairie DecraTrim (LP21)

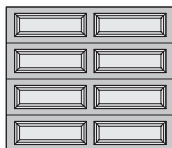


PANEL DESIGNS

SP • SHORT PANEL



LP • LONG PANEL



ENERGY EFFICIENCY


R-VALUE
19.40*

*For True White Short Panel only.
13.35 for all panels and colors except True White Short Panel.



OLYMPUS COLLECTION

Construction



STEEL

Triple-Layer: Steel + Insulation + Steel

For the toughest, most energy-efficient steel door, Olympus Collection triple-layer doors include the ultimate in thermal properties, plus a layer of steel for a finished interior look and added durability.

- Heavy-duty Exterior and Interior Steel
- Durable, Reliable, Low Maintenance
- Environmentally Safe Polyurethane Insulation
- Superior Energy Efficiency
- Extra Quiet Operation

Specifications

	OLYMPUS
PANEL DESIGNS	
Short Panel	•
Long Panel	•
INSULATION	Polyurethane
R-VALUE	19.40 ^{1*} - 13.35 ²
DOOR THICKNESS	2" (5.1cm)
STEEL THICKNESS	27/27 ga
WOODGRAIN EXTERIOR TEXTURE	•
END STILES Painted	•
BOTTOM WEATHER SEAL	•
DECORATIVE GLASS OPTIONS	•
WINDOW GLASS OPTIONS	
3/32" (0.24cm) Single Strength	•
Insulated Glass	•
Obscure	•
EXTERIOR COLOR OPTIONS	
True White	•
Almond	•
Wicker Tan	•
Sandtone	•
Dark Brown	•
Black†	•
WIND LOAD³ AVAILABLE	•*
PAINT FINISH WARRANTY⁴	Lifetime
WORKMANSHIP/HARDWARE WARRANTY⁴	Lifetime

¹ Based upon independent laboratory test results.

² For all panels and colors except True White Short Panel. Calculated door section R-value is in accordance with DASMA TDS-163.

³ It is your responsibility to make sure your garage door meets local building codes.

⁴ For complete warranty details, visit amarr.com or contact your local Amarr dealer.

* For True White Short Panel only.

† Price upcharge applies.

Colors

Amarr steel doors arrive pre-painted; for custom colors, exterior latex paint must be used. Visit amarr.com for instructions on painting. Actual paint colors may vary from samples shown.



† Price upcharge applies.

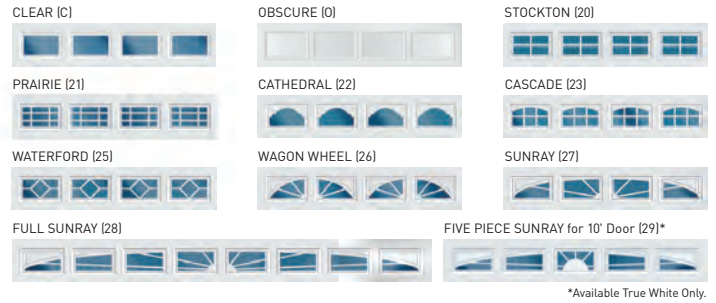
Optional Lock



AMARR LOCK

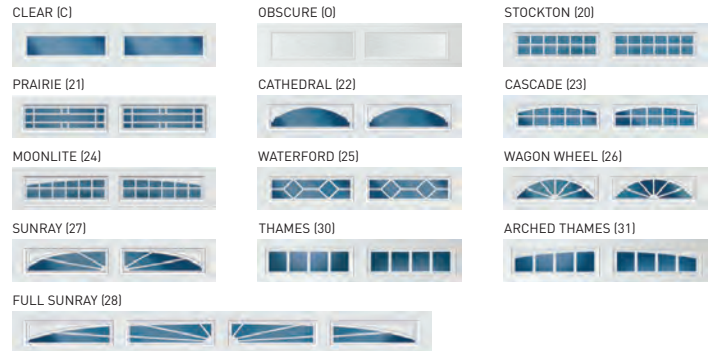
DecraTrim Window Inserts

SHORT PANEL



* Available True White Only.

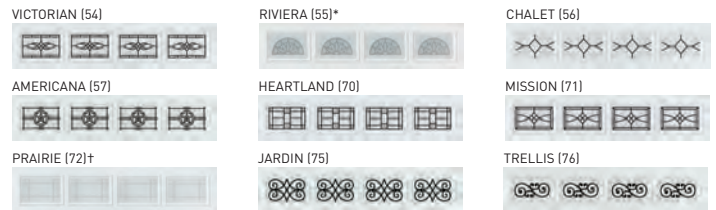
LONG PANEL



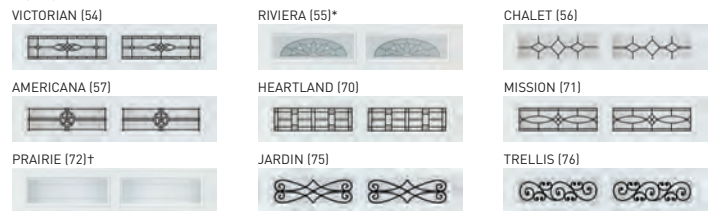
DecraGlass™ Windows

Tempered obscure glass with baked-on ceramic designs.

SHORT PANEL



LONG PANEL



* Clear glass with printed frost pattern.
† Obscure glass with v-groove.



165 Carriage Court
Winston-Salem, NC 27105
800.503.DOOR
www.amarr.com



YOUR LOCAL AMARR DEALER:

Entrematic reserves the right to change specifications and designs without notice and without incurring obligations.

Sectional door products from Entrematic may be the subject of one or more U.S. and/or foreign, issued and/or pending, design and/or utility patents.

Amarr as word or logo is a registered trademark belonging to Entrematic Group AB or other companies controlled by the same organization. All rights reserved.

©Entrematic Group AB 2014. All rights reserved.
Printed in USA Form #6401114/25M/GVS